

*Natural. Valued. Protected.*

# 2011 Wildfire Season Overview

NOTO's 2011 Conference – Sudbury Nov 1-3<sup>rd</sup>



# AFFES Mandate

- *To prevent personal injury, value loss and social disruption associated with forest fire*
  - Community safety
  - Infrastructure Protection
    - Power (transmission lines), Transportation (road, rail), Communications (fibre optics), Industry (tourism / mines)
  - Forest resource protection
- *To promote the understanding of the ecological role of fire and utilize its beneficial effects in resource management*
  - Species at risk, biodiversity
  - First Nations relations

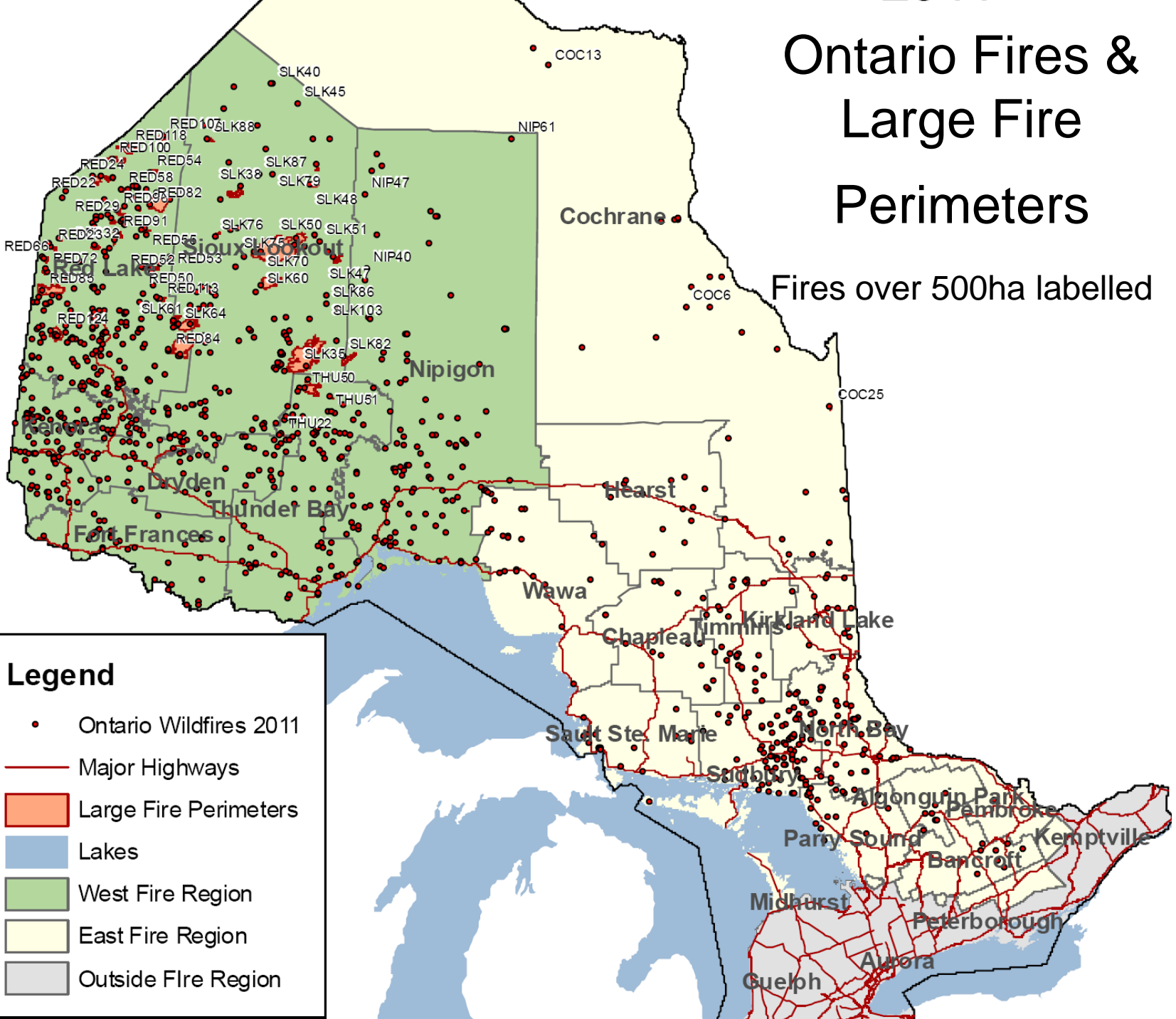
# 2011 Fire Season in Review

Most Hectares burnt in a fire season since 1961

- 1330 wildfires to date
  - 60% lightning caused / 40% human
  - 1187 fires with a full suppression objective
  - 143 fires either monitored, or modified response
- 632,533 hectares burned  
(10 Yr Average – 1116 fires burning 76,845 hectares)

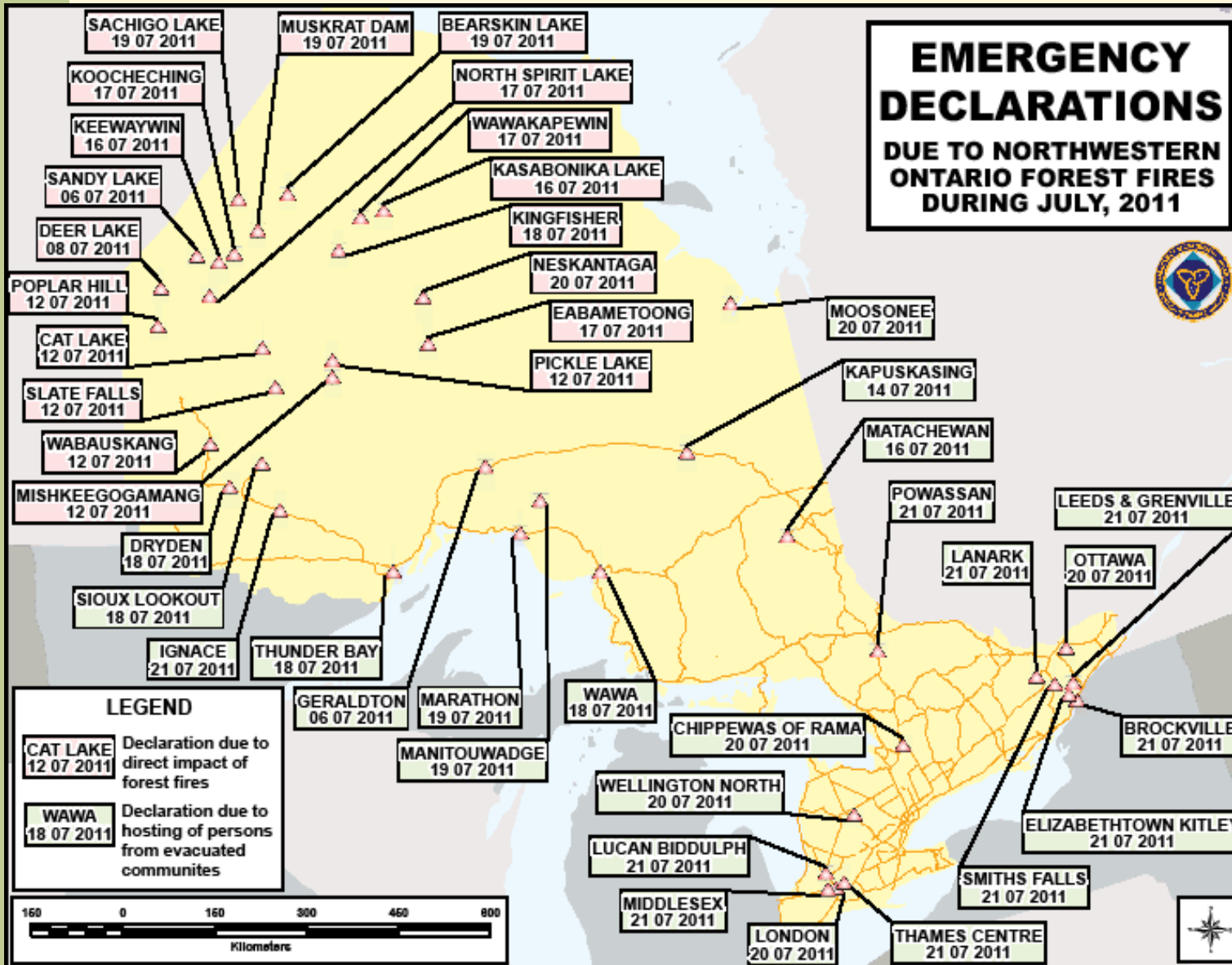
# Ontario Fires & Large Fire Perimeters

Fires over 500ha labelled



## Legend

- Ontario Wildfires 2011
- Major Highways
- Large Fire Perimeters
- Lakes
- West Fire Region
- East Fire Region
- Outside Fire Region



Number of residents evacuated from Far North Communities

**4476**  
from **11**  
communities  
relocated to  
**15** host  
communities

# Resource Highlights

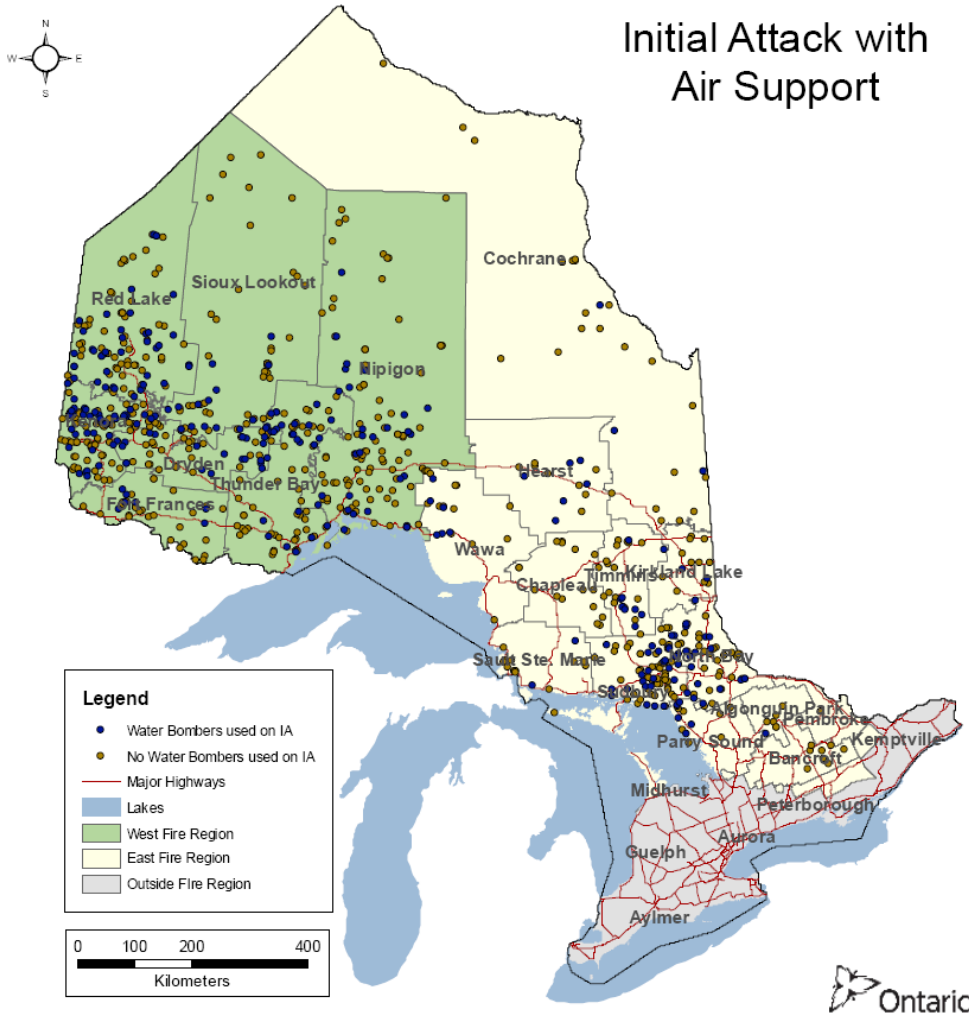
Peaked on July 22, 2011 – 2823 personnel deployed



- 200 Type 1 Ranger Crews (4 pers)
- 91 Type 2 Crews (4 pers)
- 1000 Type 1 CIFFC Fire Fighters
- 7 CIFFC Incident Management Teams
- 21 Water Bombers
- 96 Helicopters

# Aerial Operations Highlights

Initial Attack with Air Support



Hours Flown: 28736.5 Hours

- 18525.5 Helicopter
- 10211 Fixed Wing

Air Attack Missions: 511

- 363 I.A.'s
- 144 Support missions
- 4 Sustained Action

CL-415 / T215 Drops:

- 12,778 Foam
- 4,448 Water

Total - 105 million litres

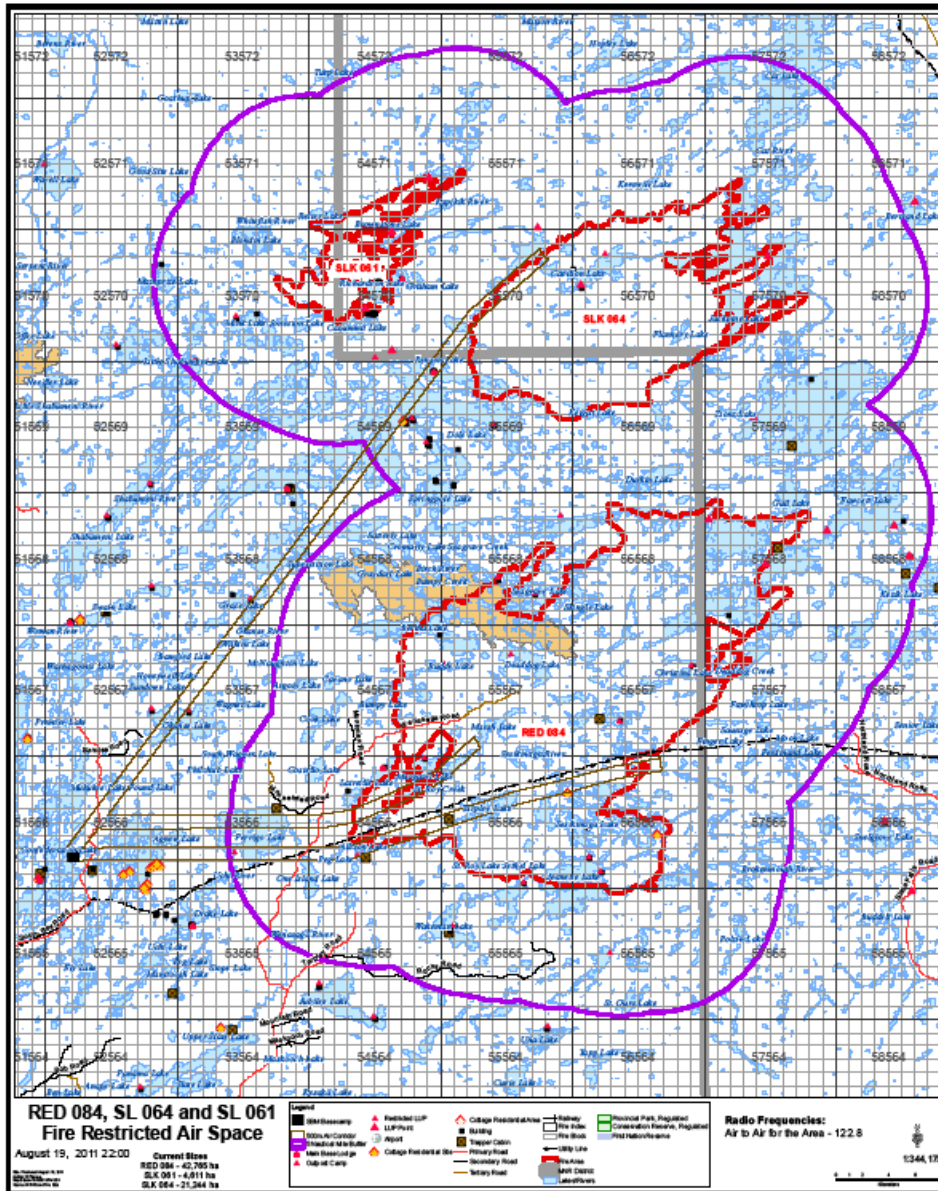
# Incident Commander Priorities



- Safety !
  - Staff safety & the safety of the public and other stakeholders
  - Occupational Health & Safety Act / Policies / Guidelines
- A. ***Provide for Fire Fighter and Public Safety. Ensure that all actions to reduce the risk of accident or injury to personnel on the fire line and the public are implemented. Manage wellness and fatigue.***
- B. ***Identify, prioritize, and mitigate the hazards and risks for the Incident by each operational period.***

# NOTAMS

- 4 NOTAMS
  - THU-022
  - SLK-35
  - RED-084 (SLK-061/064)
  - RED-124
- Major concerns with Tourist based operators
- Controlled Access
- Canadian Air Regulations NOTAM, **3000 ft AGL / 5 Nautical Miles**



# NOTAM's and Aviation Safety



- 25 documented airspace intrusions
- Staff / Public Safety
- Air to air communications
- Transport Canada Implications

# FireSmart and Value Protection



# FireSmart and Value Protection



## Incident Commander Considerations

- Crew Safety
- Resource Availability
- Anticipated Fire Spread
- Time Frame
- Value Protection Guidelines
- Structure Triage
- Access

# Public (or Client) Safety



# Public (or Client) Safety



How much risk are you willing to accept ?

- *Do you have emergency communications with your clients ?*
- *Do they know what to do if there is a fire ?*
- *Are they in a safe location?*
- *Are you following the advice of on site MNR staff ?*
- *Is your property FireSmart?*

# Public (or Client) Safety



## **Safety is Incident Commanders #1 Priority**

Responding to requests for public assistance impacts on resource availability for other suppression activities.

## What can you do to protect your investment ?

- **Understand the hazards – and mitigate them**
- **Develop a plan to deal with wildfire emergencies**
  - **Be FireSmart**
  - **Consult with your local Fire Management Headquarters**

•